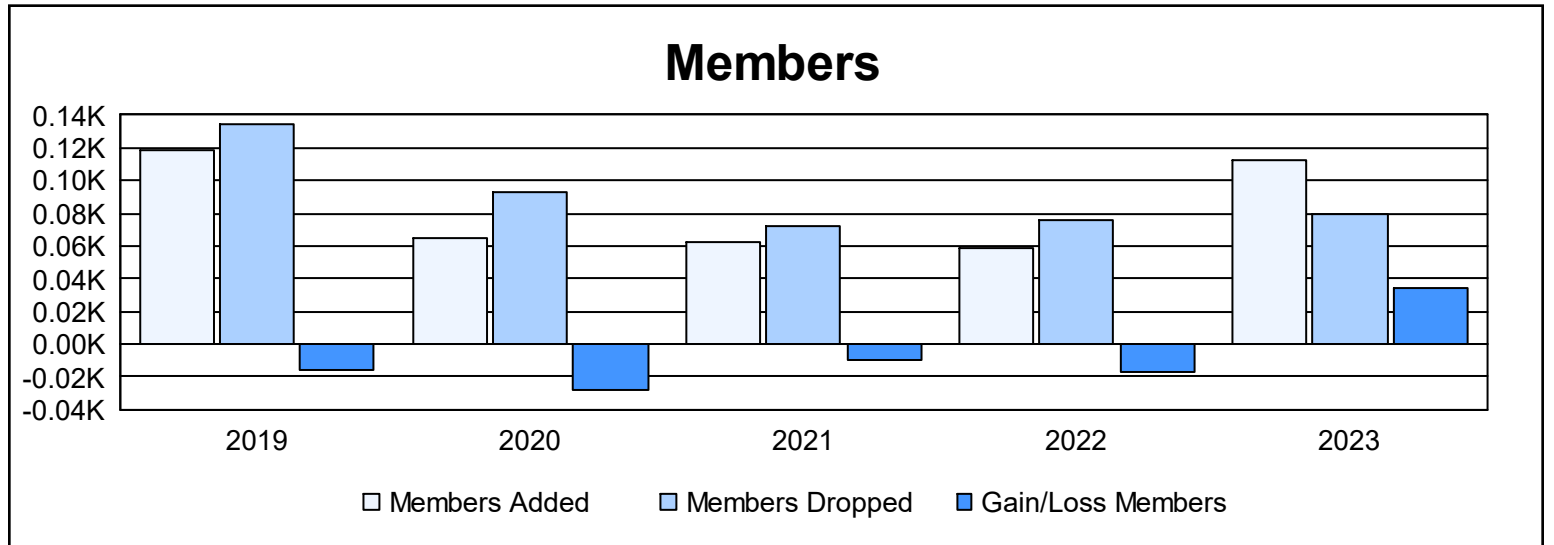
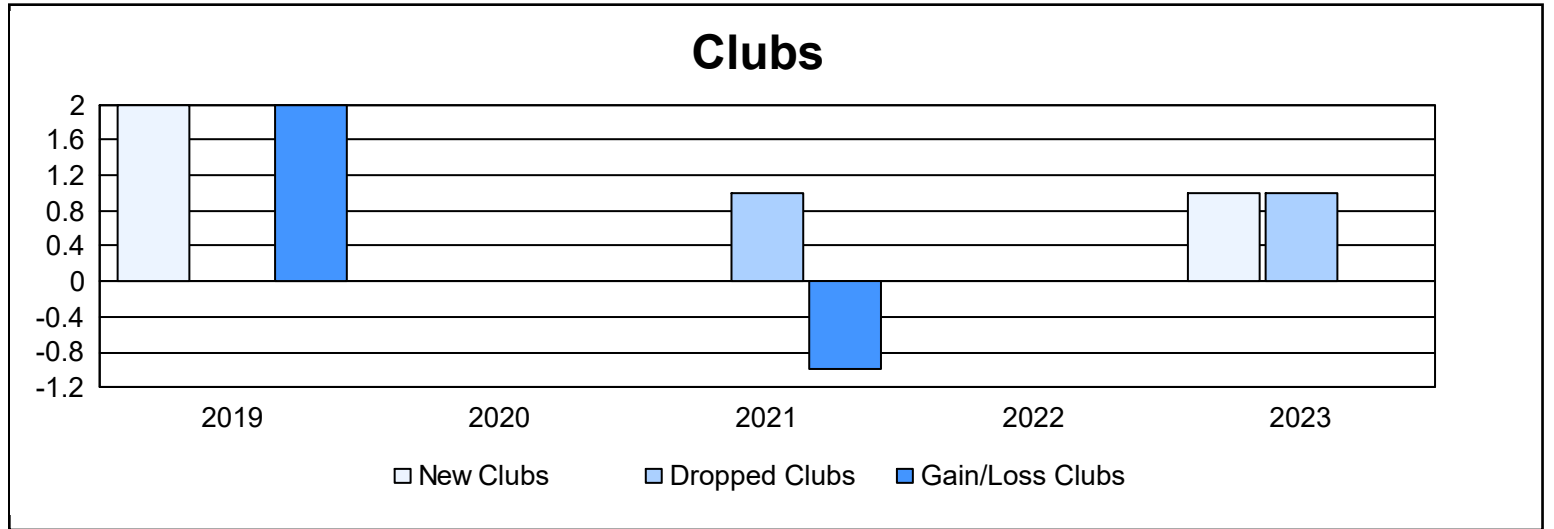
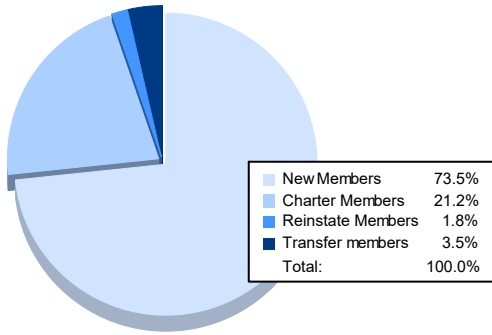


| Year | New Clubs | Dropped Clubs | Gain/ Loss Clubs | New Members | Charter Members | Reinstate Members | Transfer Members | Total Member Added | Total Members Dropped | Gain/ Loss Members |
|----------------|-----------|---------------|------------------|-------------|-----------------|-------------------|------------------|--------------------|-----------------------|--------------------|
| 2018-2019 | 2 | 0 | 2 | 70 | 46 | 1 | 2 | 119 | 135 | -16 |
| 2019-2020 | 0 | 0 | 0 | 59 | 4 | 0 | 2 | 65 | 93 | -28 |
| 2020-2021 | 0 | 1 | -1 | 55 | 1 | 0 | 6 | 62 | 72 | -10 |
| 2021-2022 | 0 | 0 | 0 | 59 | 0 | 0 | 0 | 59 | 76 | -17 |
| 2022-2023 | 1 | 1 | 0 | 83 | 24 | 2 | 4 | 113 | 79 | 34 |
| Average | 1 | 0 | 0 | 65 | 15 | 1 | 3 | 84 | 91 | -7 |



Membership Composition June 2023 Cumulative



Gender Composition June 2023 Cumulative

